

Not Only Knots!

Stanford Splash, April 12, 2014
SY Qian



Chinese Knots: Introduction

Background:

- Functional:
 - 70,000 - 100,000 years ago
 - for recording purposes
- Aesthetic:
 - The Warring States period (481-221 BCE): bronze vessels
 - The Western Han period (206 BCE-6 CE): silk paintings
 - The Northern Dynasties period (317-581 CE): Buddhist carvings

Chinese Knots: Materials

Materials:

- rattail nylon cord (2mm, 3mm) for Chinese knotting
- scissors
- pins
- super glue
- lighter
- needle/thread
- beads

Chinese Knots: Guidelines

- Making/Weaving
 - direction, position, smoothness
- Pulling/Tightening
 - most critical, from center outward
- Fine Tuning/Adjusting
 - from center to edges

Chinese Knots: 14 Basic Knots



Loops: Double Connection Knot ~ 20 inches 雙聯結



Double Connection
Knot (diagram)

Loops: Sauvastika/Virtue Knot: ~20 inches 卍字結



Sauvastika/Virtue Knot
(diagram)


Loops: The Plafond Knot/Lanyard Knot ~20 inches 藻井結



藻井結 by 一線生機


Plafond (diagram)

Square knot: Ascending Loop ~12 inches 攀緣結／一品結



Ascending Loop
(diagram)

Square knot: Flat/Portuguese Knot ~20 inches 平結



Solomon Bar by TIAT

Flat Knot (diagram)

Figure 8: The Double Coin Knot ~10 inches 雙錢結



Double Coin (diagram)

Figure 8: The Button Knot ~20 inches 鈕扣結



鈕扣結 by Ms. Chen

Button Knot (diagram)


Figure 8: Pipa Knot ~25 inches 琵琶結



Pipa Knot by TIAT

Pipa Knot (diagram)

Wrapping: Cross/Ten Knot ~12 inches 十字結



Cross Knot (diagram)

Wrapping: Cloverleaf Knot ~12 inches 酢醬草結



Cloverleaf by TIAT

Cloverleaf knot
(diagram)

Wrapping: Ribbon Knot ~30 inches 綬帶結



綬帶結 (Diagram in Chinese)

Folding: Good Luck Knot ~25 inches 吉祥結



吉祥結 by Ms. Chen

Good Luck Knot
(diagram)

Advanced: Pan-Chang Knot ~ 30 inches 盤長結



Pan Chang Knot by
TIAT (diagram)

Pan Chang (diagram)

Advanced: Flower/Petal Knot ~30 inches 團錦結



Flower Knot -Part 2
Flower knot -Part 3

團錦結 by Ms. Chen

Petal/Flower Knot
(diagram)

Chinese Knots: Application

- Patient and attentive to details
- Artistic creation
 - Alone/Combinations
 - With beads or other decorations

陳淑萍老師

Ms. Chen, Shu-ping

[Chinese knots 中国结技巧1](#)

[Chinese knots 中国结技巧4](#)

[Chinese knots 中国结技巧5](#)

楊朝宗老師

Mr. Yang, Chaozong

[一線生機](#)

[一线生机-杨朝宗专栏](#) at [Zhongguojie.org](#)

Chinese Knots: Review

Chinese knots 中国结技巧2 by Ms. Chen

- | | |
|--|--|
| <ul style="list-style-type: none">● Double Combination Knot● Snake Knot● Flat Knot● Good Luck Knot● Phoenix Tail Knot● Cross Knot | <ul style="list-style-type: none">● Button Knot● End Knot● Cloverleaf Knot● 8 strand Braid● Double Coin Knot● Whipping● Pan Chang Knot |
|--|--|

Chinese Knots: Other Online Resources

[Chinese Knotting](#): background, knots tutorials, and more

[Chinese Knot Tutorial](#): with basic knots tutorial in pictures

[ChineseKnots.net](#): with basic knots tutorials in drawing

[More Chinese Knots](#): instructions in Chinese

[Satincord.com](#): with projects and cord tips (a bit unorganized)

[Chinese Knotting Home Page](#): an encyclopedia of Chinese knotting

Chinese Knots: Q&A

Thank you for your interest.

Happy knotting!

cslinlaoshi@gmail.com